

EVOLUM+

THE NEW STANDARD FOR EXTRUSION EXCELLENCE

PROFITABLE PERFORMANCE
SMART OPERATION
CLEAN DESIGN



CLEXTRAL Extrusion
Expertise
Excellence

EVOLUM+

THE NEW STANDARD FOR EXTRUSION EXCELLENCE PROFITABLE + SMART + CLEAN

The EVOLUM+ line of twin screw extruders combine the proven features of the industry-leading EVOLUM® line with advanced technology to give processors new levels of throughput and temperature control while ensuring maximum product quality and process stability.

EVOLUM® twin screw extruders already featured a large operating window between torque/ power and RPM, optimized cooling (with improved heat transfer management) and homothetic design for direct scale up with repeatable results.

EVOLUM+

RANGES:

EVOLUM+ ranges benefit from full scalability.

MODEL	44+	56+	72+	93+	119+	153+
SCREW DIAM	44	56	72	93	119	153

Maximum standard operating speed: 800 RPM
Higher RPM available upon request up to 1200 RPM


Independent heating and cooling circuits in each modular barrel segment ensure optimum temperature control.

CLEAN DESIGN: SPECIFICALLY DESIGNED FOR HYGIENIC OPERATION TO OPTIMIZE FOOD SAFETY

EVOLUM+ extruders are either built of corrosion-resistant painted steel or stainless steel depending on the application.

New ergonomic designs and open profiles allow full machine access.

Continuous hygienically-welded machine construction eliminates bolted joints.

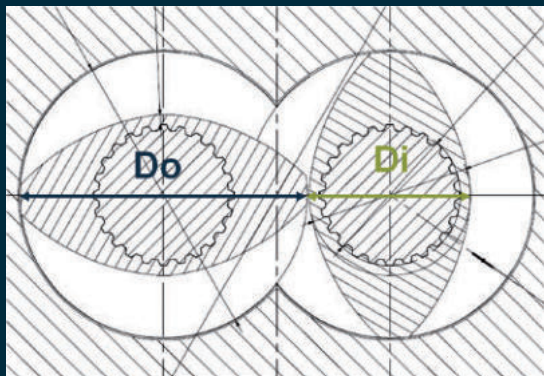


Patented hydraulic opening unique to Clextral.

+ PROFITABLE PERFORMANCE HIGHER PRODUCTIVITY GENERATED THROUGH INCREASED FREE VOLUME.

Utilizes an increased screw Do/Di ratio enlarging a total free volume with a resulting volumetric increase of 40%.

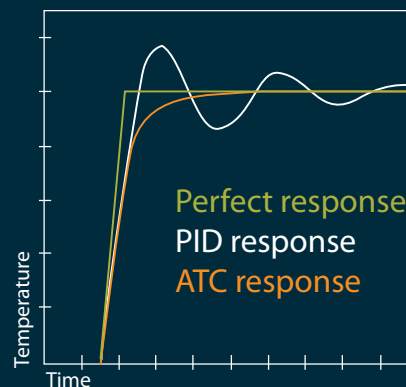
The net result is a substantial decrease of the invested amount divided by the throughput (€/kg ratio).



+ SMART OPERATION IMPROVED RESPONSE TIME & STABILITY THANKS TO ADVANCED THERMAL CONTROL (ATC).

Proprietary innovation Advanced Thermal Control provides absolute precision in temperature control.

ATC is a self learning device which continuously monitors and adjusts to changes in production parameters for total process and product consistency.



**70% stability
improvement**

**20% energy
saving**

Easy access to bearing blocks enables quick reconfiguration and changeover.

High torque gearbox delivers optimum screw speed and processing power.

Ergonomic O.I.T. & electric box directly fixed on the support.



Quick clamp die design for easy access and removal for changeover & cleaning.

All wiring conduited through an enclosed channel for safety and simplicity.

Open profiles on frame and structures.



Leveraging its core expertise in twin-screw technology, Clextral provides its customers with turnkey processing lines that integrate extruders, dryers and ancillary equipment. Its reliable and innovative systems are quality and excellence benchmarks in its three key markets: Food & Feed, Green Industries and Powder Industries. Clextral is also designing and manufacturing high-precision industrial pumps for the energy and chemical markets. Its global offering includes upstream design and testing of industrial solutions, equipment manufacturing, on-site installation and full maintenance and continuous process improvement services. Based in Firminy (France), Clextral is present on all five continents, providing local support to its customers all over the World.

CLEXTRAL

Firminy - 42 - FRANCE
tel : +33 4 77 40 31 31
Fax : +33 4 77 40 31 23
contact@clextral.com

www.clextral.com

