

APEX

APEX FOOD PROCESSING
AUTOMATION
& PACKING
www.apexmeco.com



Biscuit Sandwiching Machine











www.apexmeco.com

饼干夹心机

中国珠海市香洲区银桦路8号1203室
RM1203, 12F, 8 Yinhua Road, Xiangzhou, Zhuhai, China
Tel: 0086-756-2122530/2122531 Fax: 0086-756-2122952
Email: postmaster@apexmeco.com

珠海天一机械设备有限公司
APEX MACHINERY & EQUIPMENT CO., LTD

CONTENTS 目录

	TSM BISCUIT SANDWICHING MACHINE	02
	饼干夹心机	
	6 LANE BISCUIT SANDWICHING MACHINE	03
	六排饼干夹心机	
	4 LANE BISCUIT SANDWICHING MACHINE	05
	四排饼干夹心机	
	ROW COMBINER	08
	夹心机连包装机	
	2+1 BSICUIT SANDWICHING MACHINE	09
	2+1饼干夹心机	
	3+2 BSICUIT SANDWICHING MACHINE	10
	3+2饼干夹心机	
	DOUBLE COLOR SANDWICHING MACHINE	11
	双色夹心机	
	CHOCOLATE DEPOSTING MECHANISM AND TARGETED SPRINKLER FOR CONCAVE BISCUIT	13
	蛋挞饼干巧克力注心及定点撒料机构	
	PINEAPPLE JAM SANDWICHING MACHINE	14
	菠萝丝馅饼干夹心机	
	AUXILIARY MACHINE AND DEVICE	15
	辅助设备和装置	

TSM BISCUIT SANDWICHING MACHINE

饼干夹心机

Main Features 主要特征

Sanitary Design

Stencil head will be blocked automatically to prevent the cream leaking onto the chain when the machine is stopped or the failure of bottom biscuit feeding has been detected. The chain is automatically cleaned and dried. Space under the sandwiching table is empty and with collecting trolleys to collect and remove the waste.

Easy Operation

The biscuit guide bars can be adjusted simultaneously to simplify the exchange between different biscuits. Touch screen control, it provides combined control and individual control for biscuit and cream feeding, stacking, etc.

High Speed

The sandwiching speed can reach up to 600 sandwiches/min for each single lane.

干净：卡饼、缺饼不漏奶油；任意停机不漏奶油；送饼链条自动清洗吹干。

操作简便：触摸屏控制，单控联控；快速调节，拆装方便，快速更快出料模。

高速：每一单道速度可达每分钟 600 枚夹心。

6 LANE BISCUIT SANDWICHING MACHINE

六排饼干夹心机

T_{SM621T}

Biscuit are fed by belt conveyor or vibratory chutes and magazine feeder, PLC and touch screen control.

Capacity: 6 lane sandwiching, Up to 3600 sandwiches/min

Application:

Round biscuit: 30-60mm,

Rectangle biscuit: Length: 30-85mm

Width: 30-60mm

Thickness: 3 to 8 mm

Special Machine:

Can be made to produce larger or "mini" sandwiches. The maximum machine speed may be changed relatively.

输送带或震槽配合落饼槽送饼, PLC 和触摸屏控制。


生产能力: 6 排夹心, 最高 3600 枚夹心 / 分钟

适用范围:

标准机型: 圆形饼: 30-60mm 方形饼: 长 30-85mm

宽: 30-60mm 厚度: 3-8mm

特殊机型: 可按用户饼干尺寸定型, 对超大饼干或迷你饼干进行夹心。最高夹心速度会有相应变化。



4 LANE BISCUIT SANDWICHING MACHINE

四排饼干夹心机

T_{SM421T}

Biscuit are fed by belt conveyor or vibratory chutes and magazine feeder. PLC and touch screen control.

Capacity: Up to 2400sandwiches/min

Application:

Standard Machine:

Round biscuit: 30-60mm,

Rectangle biscuit: Length: 30-85mm Width: 30-60mm

Special Machine: Can be made to produce larger or "mini" sandwiches. Typical "mini" sandwiches is 25mm-30mm in diameter. The maximum machine speed may be changed relatively.

输送带或震动槽配合落饼槽送饼，PLC和触摸屏操作

生产能力: 最高2400枚夹心/分钟


适用范围:

标准机型:

圆形饼: 30-60mm

方形饼: 长30-85mm 宽30-60mm

特殊机型: 可按用户饼干尺寸定制, 对超大饼干或迷你饼干进行夹心, 典型迷你饼干尺寸在直径25-30mm之间。最高夹心速度会有相应变化。



ROW COMBINER

夹心机连接包装机

TSM221T-TSP

TSP ROW COMBINER TSP合排机构

TSP Row Combiner combines 2 rows sandwiches from TSM221T into 1 row 2 high sandwiches. Connected with packing machine, it automatizes biscuit sandwiching and packing.

The following packing type can be realized:

*1 long × 2 high/pack *2 long × 2 high/pack *3 long × 2 high/pack
*4 long × 2 high/pack *5 long × 2 high/pack

将双排夹心机生产出来的双排夹心饼干合并为一排直接送入包装机，实现饼干夹心包装自动化。

与包装机连用可实现如下形式包装：

*1垛2枚夹心饼干/包 *2垛4枚夹心饼干/包 *3垛6枚夹心饼干/包
*4垛8枚夹心饼干/包 *5垛10枚夹心饼干/包



2+1 BISCUIT SANDWICHING MACHINE

2+1 饼干夹心机

T SM121T TSM221T

Biscuit are fed by belt conveyor or vibratory chutes and magazine feeder, PLC and touch screen control.

Function: To sandwich one layer and one color of cream between two biscuits.

Capacity: TSM121T: Single lane machine, up to 600 sandwiches/min
TSM221T: Double lane machine, up to 1200 sandwiches/min

Application:

Standard Machine:

Round biscuit: 30-60mm Rectangle biscuit: Length: 30-85mm Width: 30-60mm

Special Machine: Can be made to produce larger or "mini" sandwiches. Typical "mini" sandwiches is 25mm-30mm in diameter. The maximum machine speed may be changed relatively.

输送带或振动槽配合落饼槽送饼，PLC和触摸屏控制

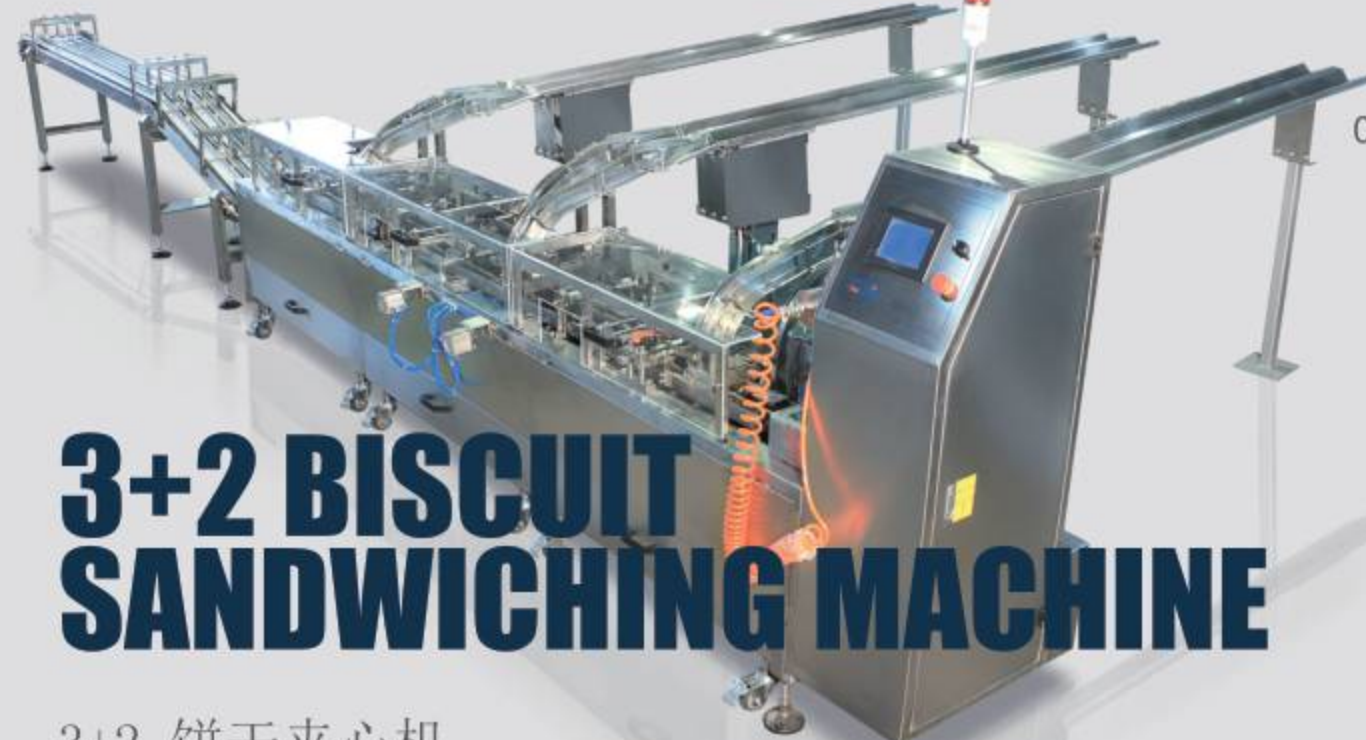
功能: 在两块饼干中间入一层奶油

生产能力: TSM121T 单排夹心，最高600枚夹心/分钟 TSM221T 双排夹心，最高1200枚夹心/分钟

适用范围: 标准机型：圆形饼：30-60mm 方形饼：长：30-85mm 宽：30-60mm

特殊机型：可按照用户饼干尺寸定制，对超大饼干或迷你饼干进行夹心，

典型迷你饼干尺寸在直径25~30mm之间。最高夹心速度会有相应变化。



09/10

3+2 BISCUIT SANDWICHING MACHINE

3+2 饼干夹心机

T SM132T TSM232T TSM432T

Biscuit are fed by belt conveyor or vibratory chutes and magazine feeder, PLC and touch screen control.

Function: To sandwich two layers cream between three biscuits.

Capacity:

TSM132T: Single lane machine, up to 500 sandwiches/min

TSM232T: Double lane machine, up to 1000 sandwiches/min

TSM432T: Four lane machine, up to 2000 sandwiches/min

Application:

Standard Machine:

Round biscuit: 30-60mm

Rectangle biscuit: Length: 30-85mm Width: 30-60mm

输送带或振动槽配合落饼槽送饼，PLC和触摸屏控制

功能: 在三块饼干中间入两层奶油

生产能力:

TSM132T 单排夹心，最高500枚夹心/分钟

TSM232T 双排夹心，最高1000枚夹心/分钟

TSM432T 四排夹心，最高2000枚夹心/分钟

适用范围:

标准机型:

圆形饼：30-60mm

方形饼：长：30-85mm 宽：30-60mm





DOUBLE COLOR SANDWICHING MACHINE

双色夹心机



TSM121T-S TSM221T-S
TSM321T-S TSM421T-S



Biscuit are fed by belt conveyor or vibratory chutes and magazine feeder, PLC and touch screen control.

Function:

To sandwich single layer double color/ flavor cream or jam between two biscuits.

Capacity:

Up to 600 sandwiches per lane/min

Application:

Standard Machine:

Round biscuit: 30-60mm

Rectangle biscuit: Length: 30-85mm
Width: 30-60mm



TSM121T-S TSM221T-S TSM321T-S TSM421T-S

输送带或振动槽配合落饼槽送饼，PLC和触摸屏控制。

功能:

在两块饼干中间夹入一层两种不同颜色或口味的奶油或果酱。

生产能力:

最高600枚夹心每排/分钟

适用范围:

圆形饼: 30-60mm

方形饼: 长: 30-85mm 宽: 30-60mm



CHOCOLATE DEPOSTING MECHANISM AND TARGETED SPRINKLER FOR CONCAVE BISCUIT

蛋挞饼干巧克力注心及定点撒料机构



Besides ordinary sandwiching function, upon special order, the sandwiching machine can be equipped with specially designed chocolate holding system, pump, stencil head and targeted sprinkler enable the machine to be applied for depositing chocolate and sprinkling nut granulars on concave biscuit.



特殊定制的夹心机，在具备普通夹心功能时，还可以配备特殊设计的巧克力保温系统、浆泵、出料结构和定点撒料装置用于蛋挞饼干注心及定位撒布果仁粒，实现一机多用。

PINEAPPLE JAM SANDWICHING MACHINE

菠萝丝馅饼干夹心机



T SM121T-PA TSM221T-PA

Specially designed mixing system, pump, stencil head and cutting device enable the machine to be applied for sandwiching high-viscosity and high-fiber-content pineapple jam between biscuits.

Capacity:

TSM121T-PA: Single lane machine, up to 500 sandwiches/min

TSM221T-PA: Double lane machine, up to 1000 sandwiches/min

特殊设计的出料结构及切断机构可用于在饼干间夹黏度高和富含纤维的菠萝酱。

生产能力:

TSM121T-PA单排夹心，最高500枚夹心/分钟

TSM221T-PA双排夹心，最高1000枚夹心/分钟



AUXILIARY MACHINE AND DEVICE

辅助设备和装置



TRM LANE MULTIPLIER

分排机构

T_{RM} can multiply the sandwiches from 1 lane to 2,3, or 4 lanes.

TRM 可将每一单排夹心饼分为二、三或四排。



TBL BISCUIT TURNING DEVICE

饼干侧翻机构



VIBRATORY BISCUIT CONVEYOR AND FEEDER

振动供饼系统



Lifting and Dumping Conveying System for Cream

馅料提升倾倒输送系统

Function:

The pre-mixed cream will be dumped into the transfer tank through the elevator, and then the pre-mixed cream will be transported to the required processing station by the conveying screw and rotor pump.

Scope of application:

The system is suitable for the delivery of a variety of cream products.

功能: 通过提升机把已混合好的馅料倒到中转输送缸里, 再由输送螺杆及转子泵组成的输送系统把馅料输送到所需工序。

适用范围: 该系统适用于各种奶油类产品的输送。



Top/Bottom Biscuit Shell Detecting
面 / 底饼检测



Guide Bars Adjusting Device
栏板间距集中调整装置



Pneumatic Cream Block Device
气动奶油切块机构



Chain Cleaner
链条消毒清洗